

10230 Tabeau Road
Jackson, CA 95642
(209) 223-4421
(209) 223-4539 fax



Experience Horsemanship From the Heart!

website: MiracleMountain.com
e-mail: MMRI@MiracleMountain.com

Owner/Trainer/Educator:
Julie Carpenter

The MMR Newsletter

AUGUST 2005

Vol. 5, Issue 2

In This Issue:

P. 1 MMR = Summer Fun

Clinic Host reports great stories & success!

P. 2 MMR Faces

P. 3 2005 MMR Calendar

P. 4 Scenes from Youth Camp

P. 6 Tack Swap & Open House-Sept. 18



Julie waits for Ruby to decide to accept the bit. Allowing her to find the right answer, helps a horse learn to think her way through new situations.

Equine Fun Fills Summer at MMR



Above, the first ever group of **Ten-Day Trail Campers** (Left to Right) Melanie, Anna, Renee, Julie, Lisa, Evelyn, Erica & Casey, prepare for a ride. The weather, people, food and riding all made for a great time.

This year, Julie added several new Camps and Clinics to the Miracle Mountain Ranch schedule. Those include Trail Camp, Half and One-day Four-pack Clinics, and several other advanced learning options.

"Many of my clients have advanced enough to be ready for some new options to help them take their horsemanship skills even further; others just needed tune up opportunities," Julie says. "So we added more variety and focused different clinics for the different types of riding skills needed."

(See MMR Schedule on page 3, or www.miraclemountain.com for details.)

Many of the new options filled up fast. As always, Julie frequently adjusts her schedule to accommodate needs. Here is one story from one of the most popular new clinics:

Casey, Starfire & Ten Days on the Trail

"I ride a lot," says Casey James. "I got my Missouri Fox Trotter, Starfire, in order to keep up with my jogging husband on his long trail runs." Even though they ride many hours nearly every day, Starfire still had issues, especially with larger groups.

Continued on Page 5



Tracy works with Morgan on being comfortable trailer loading during the Oroville clinic.

Hosting a Clinic is Rewarding Experience

Tracy L. Johnson,
Owner, Running Horse
Ranch, Oroville, CA

If you ask me "what does hosting a clinic mean to you?" my response would be "what better way to spend a cool summer weekend than to hang out with a wonderful trainer, your best horse friends, and also meet new people who share your passion for horses?"

Sure, there is work involved. You know that fence that has needed to be repaired or that water-line that you keep meaning to have hooked up? Getting things ready for a clinic is a good excuse to get things taken care of.

Continued on Page 2

The Miracle Mountain Ranch newsletter is produced and distributed quarterly. Its mission is to share MMR news & happenings and to supply continuing knowledge to help everyone improve their equine partnership skills using *Horsemanship From the Heart*.

Please let us know what you think of our content and what else you would like to see. You can contact Newsletter Editor Susan Hartje at ACTSusan@earthlink.net or 209-245-3789 or contact the ranch at MMRI@MiracleMountain.com or 209-223-4421.

Hosting a Clinic (continued from p.1)



William & Pat

I recently hosted a two day clinic for Julie. This was my first time hosting. With some good planning it all went quite well. We had 6 riders and 12 auditors.



Julie works with Licorice.

Day One:

First Things First

Julie always likes to check in with her students to see what their goals are for the clinic. Most of the group were beginning or intermediate riders. Some brought yearlings while others brought their riding mounts. There was Leslie with Squire, Pat and Sweet William, Molly and Cruzler, Gaby and Licorice, Cheryl and Cheyenne and lastly, Snazzy and I. Naturally, trailering was on most everyone's list of skills to work on, and it seemed most people just wanted to improve their connection with their horses. With Julie's expert coaching we did just that.

Julie had me do a round pen demo with Snazzy, my Thoroughbred. He did wonderfully. Snazzy has some long-standing issues with his hindquarters and it was obvious that even though he has come a long way, I can always do more work with that back end of his.

Next up was Leslie and Squire. Squire seemed to "switch" personalities right before our eyes. One minute he was a pleasant horse, the next minute he was all over Leslie with his ears pinned back aggressively. It was a bit alarming to watch, but Leslie hung in there with him.

Pat came with her new horse, Sweet William, a very nice Arab. The clinic was a good way to assess his training and get to know him better. That horse impressed me as a real gentleman.

Day Two: Impressive Progress

The second day always moves faster. There is never enough time to cover all that we want to. I found myself wanting to have another day with Julie and the group; which is why we're doing this again in October.



Julie makes a point to Sue Sheckett about her yearling Tazo. Sue hosted a Three-Day Clinic at the ranch where she boards her two horses near Belleview, Washington. The group had such a good time that they scheduled Julie for two more clinics in October.

The two people that impressed me the most were Leslie and Molly. Leslie did more ground work with Squire and things seemed to be flowing much better. She looked more confident and he looked much more relaxed with Leslie. It seemed to me that Squire had been searching for a leader, and Leslie stepped up and was there for him. After she was done, she took off his saddle and was going to stop there. The rest of us saddled up to work in the arena and I noticed later that she put her saddle back on Squire and was joining the group. I thought "Thata girl, Leslie!"

Molly also impressed me with her progress. She bought a five year-old Tennessee Walker five months ago and has him here for training. Until the clinic, Molly liked to leave all the ground work to me, so she could just get on her horse and hit the trail. I had tried to explain to her the value of ground work but she wasn't ready to hear it.

After the clinic, she told me that she now realizes the value of ground work and backing her horse out of and off of things (including the trailer, bridge & pedestal). I'm so glad she joined us in the clinic! I guess we hear things when we are ready to.

Cheryl brought her 14 month old PMU filly, Cheyenne. Julie ponied her from Blackjack which helped to "free up" Cheyenne's feet. Cheyenne is a very quiet little girl (who will get very big fast!). With drafts, Julie likes to get them traveling well early on, otherwise draft horses can tend to pull on the rider and travel forward.


When we wrapped things up, everyone felt really happy with their progress. Gaby said she had been searching for a trainer like Julie for a long time. She and Licorice did some great work together and Gaby has already scheduled Julie to do a clinic at her barn in the Bay for some more help.

I am so happy and thankful that I have met the wonderful people that I have through Julie. Julie is a mentor and a friend and both Snazzy and I are happy that we found her! We can't wait to have her back again in October, so we can share her abilities with more horsey friends.


Familiar MMR Faces



Right: Dick and Lucero return from a trail ride with Julie, while, Below, Shawn and Faro play in the arena.



Lucy & Cheryl



Susan & Newt

MMR 2005 Calendar



Date	Events	Cost	Notes*
June 25 , July 9 , Aug. 6 & Sept. 17	One-Day Four-Pack	\$500	Work on groundwork, seat and riding skills with Julie one day a month for four months. FULL***
July 18 , Aug. 15, Sept 12 & Oct. 4	One-Day Four-Pack	\$500	Work on groundwork, seat and riding skills with Julie one day a month for four months. FULL***
July 29 - 31	Three-Day Camp Clinic	\$450	Camp and ride in Pioneer. Practice riding skills on the trail. One space left.
Aug. 1 - 5	One-Week Partnership	\$625	Seat, collection, riding & refinement skills. FULL
Aug. 7 - 9	Riding The Trail, Walking the Path NEW!	\$450	A women's workshop with Julie and Evelyn Birnbaum. This weekend is about meeting the essence of the rider as well as the spirit of the horse.
Aug. 12 - 14	Three-Day Camp Clinic	\$450	Camp and ride in Pioneer. Develop riding skills on the trail. 2 spaces left.
Aug. 21 - 28	Julie's Vacation		Thanks!
Sept. 2 - 3	Two-Day Clinic	\$250	Portolla Valley, CA: Contact Gaby - 650-964-2580. FULL
Sept. 6 - 8	Three-Day Clinic	\$375	Seattle, WA: Groundwork, seat and riding skills. FULL
Sept. 10 - 12	Three-Day Clinic	\$375	Seattle, WA: Groundwork, seat and riding skills. FULL
Sept. 18	Day at the Ranch TACK SWAP, CRAFT FAIR, BBQ Hearts for Horses Fundraiser <i>Details on page 6.</i>		
Sept. 19-23 & 26-30	Harry Whitney Clinic	NEW FORMAT! \$2500	Ride with Harry five full days, two weeks in a row. FULL. Call to be put on the waiting list. AUDITING is limited. Cost is \$200 per week. Auditors must pre-register.
Oct. 8 - 9	Two-Day Clinic	\$250	Oroville, CA: Contact Tracy Johnson 530-534-5815 FULL Call to audit or get on the waiting list.
Oct. 10 - 28	3-week Apprenticeship	\$2,100	Concentrated, advanced learning & skills practice. Two spaces left.
Nov. 5 - 6	Two-Day Pony Club Clinic	Private	Santa Cruz, CA: Groundwork, seat and riding skills.
Nov. 7 - 8	Two-Day Clinic	Santa Cruz, CA: Contact Erica - 831-469-3274.	Groundwork, seat and riding skills.
Nov. 18 - 20	Three-Day Clinic	\$375	Groundwork, seat and riding skills.
Nov. 26 - 27	Two-Day Clinic	\$250	Groundwork, seat and riding skills.
DECEMBER	Individual Instruction & Training Julie will be available for individual private sessions and for horses coming in for training. Winter is a great time to have Julie work with your horse to get ready for Spring riding.		

It's Rich Carpenter to the rescue! He's usually out working and not often seen before dinner. But he is always there in a pinch to deliver an important package or grade and water the arena footing. Thanks Rich!



* All Clinics cost \$125/day including horse board and run from 9 am - 5 pm unless otherwise noted.
 * Deposits are required to hold your space in all clinics & camps. If you need to cancel, and we can refill your space, we will refund your deposit. If we cannot fill your space, your deposit is non-refundable.
 * **We maintain a waiting list on all camps & clinics.**
 * Camps include horse board, a bed in the bunkhouse and food.
 *** Due to the time constraints of a One-day Clinic, all horses must be under saddle to participate.

Visit www.MiracleMountain.com for our most up-to-date schedule!

Youth Camp June 2005



Ari & Amrouso

Atchie & Bentley

Lauren & Rosie

Mariah & Star

Nikki

Rachel & Classy

Julie

Sarah & Dutch

Megan & Smoky



Julie leads a trail ride




Left: Lauren & Rosie practice their jumping form between games and trail rides.



Nikki (right) works with Mariah, while Evelyn works with Megan and her horse in the round pen.



Left: Ari & Mariah concentrate on getting a foot on the bag in a game of Musical Grain Bags. Above: Sara celebrates when she is the last one on the bag.



Sarah is a Jumping Fool!



It's Mariah's birthday!




Ari, Megan and Mariah play ball!



Campers take turns choosing the pace and tasks in Follow the Leader.



Below, left to right: Spoon & Egg Relay Race winners Rachel, Atchie & Megan (Lauren not pictured.)



Ari aims Amrouso's feet for the egg.

Games like the Spoon & Egg Relay, Musical Grain Bags, Follow the Leader, Deliver the Mail and Kick the Egg provide purpose and focus while riders improve on directing their horses' feet. Plus, it's FUN!

Summer of Fun (Casey's Story cont. from p. 1)



Lilly bucked twice the first day with saddlebags. So Julie worked with her in the round pen to desensitize her to things touching her flanks. Above: Lilly is tight and worried when the rope crosses her back. But Julie allows her to move and she soon relaxes (right) when she learns it won't hurt her.



Anna & Trigger

Below: Casey & Starfire wait halfway up the hill after crossing a stream. Waiting helps the following horses be confident that they will not be left behind.



Limbering up with Yoga.

Erika & Jade play in the water.



Trailer loading practice comes first for Lotus

Everybody's in safely; Let's go.



Lisa & Velvet have a good time at Lake Comanche.

"I've been to other clinics, but the 10-day Women's Trail Camp was the only one that was focused on exactly what I needed--trail riding," she says explaining, "I needed more skills to help Starfire build more confidence in me and in groups!"

The 10-day clinic started with a review of ground work and trailering skills to make sure the campers were able to hold the horse's attention and have them respond consistently to requests.

Then the group moved on to daily rides within trailering distance of the MMR bunkhouse. The final two days, riders camped out on 300 beautiful acres in Pioneer. For every Camper the clinic was more than just a riding vacation.

"In most other trail clinics, folks just jump on and start riding," Casey says. "I was impressed that Julie took the time to make sure we all were at a spot with our horses to ride the trails safely and be able to handle any issues that could arise."

"One of the biggest things I learned was that I can't expect my young horse to be able to deal with a large group of people who don't care about our well being," she says. "Julie was careful not to overexpose any horse or rider to scary situations until she had provided us with the skills to work through new situations we would face on the trail."



Renee & Patches lead the way home.

Casey also realized that she needs to be more careful about who she rides with at home. "I've been on big rides where no one is in charge and no one even stops when a rider comes off," she explains.

"From now on I will be telling the people I ride with exactly what I need them to do when Starfire starts to worry" Casey adds. "That includes letting us change places in line, stopping while we back, or ignoring us when we need to zig zag or side pass to keep his attention on my requests."

Casey reports that her riding buddies have been fine with such requests since she returned home. "Now I don't have to try to hold Starfire still when he spooks at things," she says, explaining that just pulling harder or circling him when he worried set him up to expect a fight.

"At Camp Starfire learned that I can change. Now I go with him until he can go with me. Or, better still, I try to ask him to get busy *before* the point where he needs to bolt."

"The entire Trail Camp was just the best experience possible in every way," Casey summarizes. "The people truly



Ready to Ride at Erica's Place



Casey teaches Starfire tricks.

Below: Anna & Scotty are never too tired to look good for the camera.



cared about each other's progress, the food was beyond expectations, and the learning environment was varied so we were safely exposed to a lot of different situations and skills.

Casey adds that this was exactly what Starfire and she needed. She -- like each of the other Campers -- walked away with lots of tools to take home to help the pair be safe and happy on the trails.

Mark
Your
Calendar!

SUNDAY SEPTEMBER 18TH

Hearts For Horses

Day at the Ranch Fundraiser!



TACK SWAP & CRAFT FAIR HORSEMANSHIP DEMO, AUCTION & BBQ

Spend a day at the ranch: Shop, swap, learn,
eat well, have fun & help horses!



10am - 3pm: Tack Swap & Craft Fair - buy and sell under the covered arena.


Reserve your space now (\$30), tables are available.

1pm: Horsemanship Demo - plus, meet H4H success stories and adoptable horses.

3pm: Barbecue, Raffle & Silent Auction - enjoy great food (sponsored by the St. George Hotel), meet great people, learn a little, and bid to your heart's content! Auction items include: One full Saddle Fitting (SaddlesThatFit.com), tack, gift certificates, horsey supplies, and more...

All proceeds go to *Hearts For Horses* non-profit.

Contact Toni to reserve your Tack Sale space (or donate tack to the H4H booth)
and get more details: 209-296-3335



Visit us for more news and information at our
website: MiracleMountain.com

10230 Tabeau Road, Jackson, CA 95642
(209) 223-4421 - office (209) 223-4539 - fax
MMRI@MiracleMountain.com